
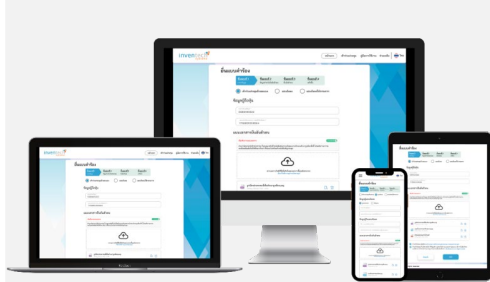


Guidelines for attending Electronic Meeting by Inventech Connect

Shareholders and proxy holders who wish to attend the electronic meeting, please proceed to the following procedure for submitting the E-Request form before attend the meeting via electronic media as follows:

Requesting Username & Password via E-Request system

1. The Shareholders must submit a request to attend the meeting by Electronic Means via Web Browser at <https://app.inventech.co.th/MINT743613R/#/homepage> or scan QR Code  and follow the steps as shown below:



1 Click link URL or scan QR Code

2 Select the options to proceed with 4 steps:

Step 1 Fill in the information shown on the registration page

Step 2 Fill in the information for verification

Step 3 Verify via OTP

Step 4 Transaction completed; the system will display information again to verify the accuracy of the information

**** To merge user accounts, please use the same email and phone number for the request ****

3 Please wait for an email informing with the meeting details and the access Password

2. Shareholders intending to participate the meeting, either in person or by proxy excluding appointed a director or an independent director, are hereby notified that registration for a username and password will open from 18 April 2025, at 8:30 a.m. and will remain available until 29 April 2025, closing upon the adjournment of the Meeting.


3. The electronic conference system will be available on 29 April 2025 at 11:00 a.m. (2 hours before the meeting starts). Shareholders or proxy holders shall use the provided Username and Password and follow the instruction manual to access the system.


Granted of Proxy to a Director or an Independent Director


Shareholders who intend to appoint a director or an independent director to attend the Electronic Meeting (E-Meeting) on their behalf, please submit a completed proxy form along with the required supporting documents through the E-Request system or send the original documents, affixed with a 20-Baht stamp duty to the Company by registered mail at the address below. All documents shall reach the Company no later than 28 April 2025 at 5:30 p.m.

Minor International Public Company Limited
Corporate Secretary Department
88 The Parq Building, 12th Fl. Ratchadaphisek Road,
Klongtoey Subdistrict, Klongtoey District, Bangkok 10110

If you have any problems with the software, please contact Inventech Call Center

 02-460-9220

 @inventechconnect

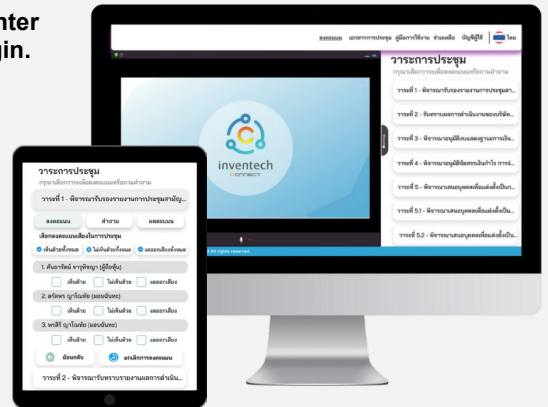
 The system is available during 18 – 29 April 2025 at 8.30 a.m. – 5.30 p.m.
(Business days only, excluding public and official holidays)



Report a problem
@inventechconnect

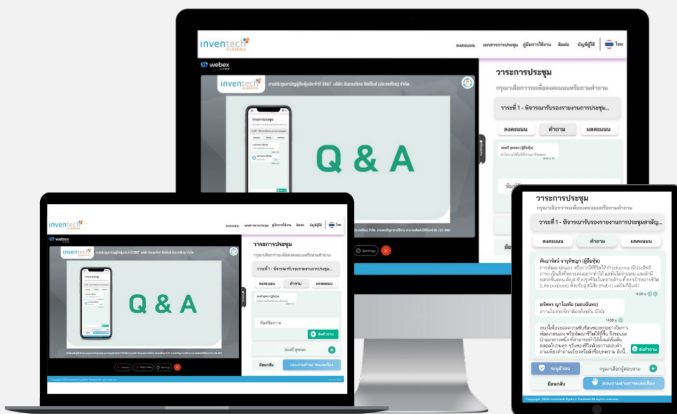
Registration for attending the meeting (E-Register) and voting process (E-Voting)

- 1 Click the registration URL link from the approval email and enter the Email and Password from the email or request OTP to login.
- 2 Click “Register” button. The number of votes will be counted as a quorum.
- 3 Click “Join Attendance”, then click “Join Meeting” button.
- 4 Select the agenda item that you wish to vote.
- 5 Click “Vote” button.
- 6 Click the voting button of your determination.
- 7 The system will display the status of your latest vote determination.



To cancel the vote casted, please click “Cancel vote casting” button. (If the “cancel vote casting” is selected or nothing is selected, the system will consider the votes as “Approve”). Vote casting can be changed until vote closing has been informed.

To ask questions via InvenTech Connect



- Select agenda item that you want to ask
- Click “Question” button

1 Ask a question

- Type the question then click “Send”

2 Ask the question via video record.

- Click “Conference”
- Click “OK” to confirm your queue
- Please wait for the signal from the officer to guide you then you can turn on the microphone and camera

How to use InvenTech Connect



User Manual and Video Guide for InvenTech Connect

* Note:

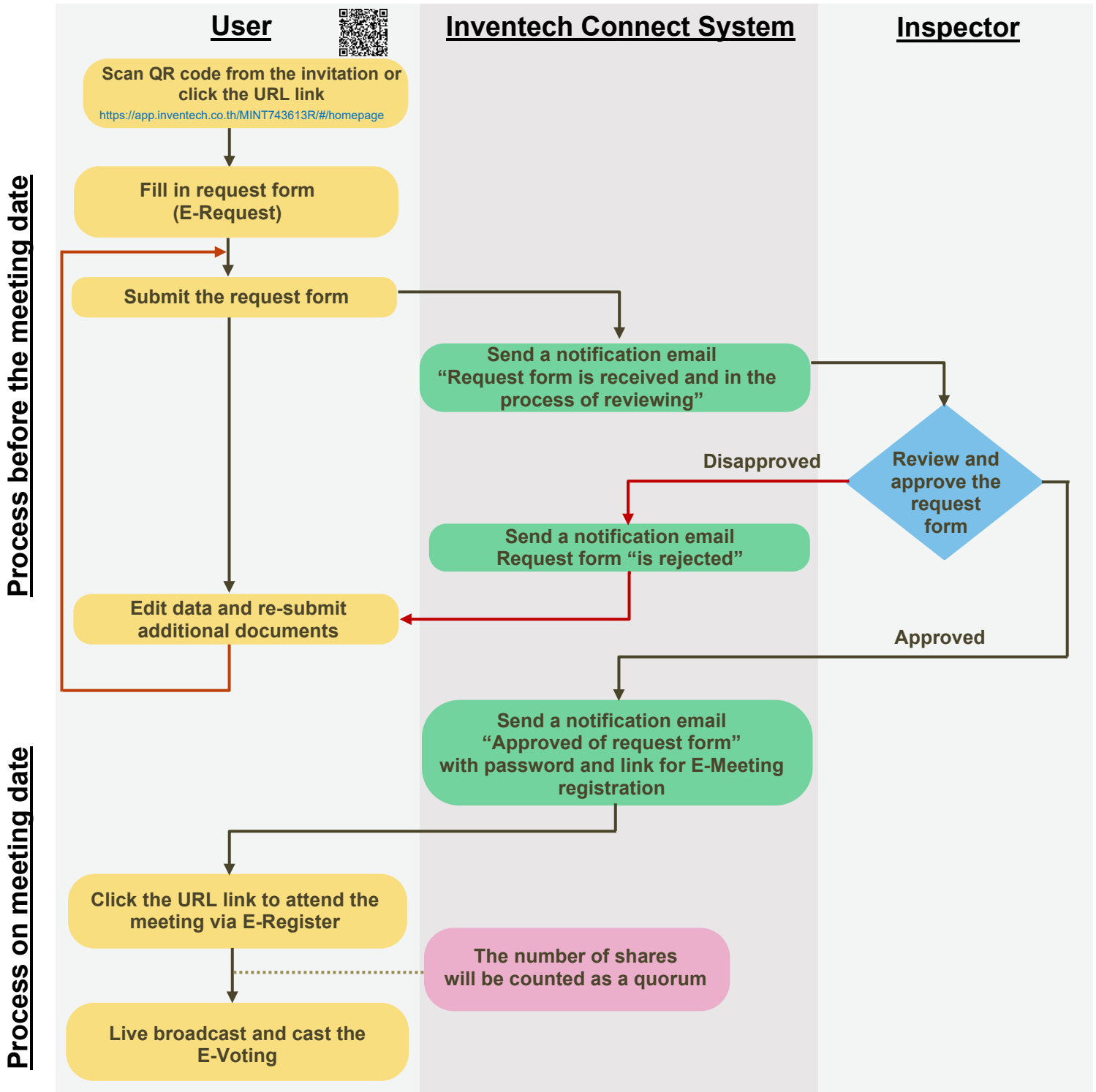
Operation of the electronic conferencing system and InvenTech Connect systems are rely on internet system of shareholder or proxy holder, including capacity of equipment and/or program applying on the equipment.

Recommended equipment and/or program for best performance are as follows:

1. Internet speed requirements
 - High-Definition Video: internet speed at 2.5 Mbps (Recommended)
 - High Quality Video: internet speed at 1.0 Mbps
 - Standard Quality Video: internet speed at 0.5 Mbps
2. Equipment requirements
 - Smartphone/Tablet applied IOS or android OS
 - PC/Laptop applied Windows or Mac OS
3. Internet Browser: Chrome (Recommended) / Safari / Microsoft Edge

**** The system does not support Internet Explorer.**

Flowchart for attending an Electronic Meeting (E-Meeting)



Condition of use

Account Merging or Changing Accounts

If multiple requests are submitted using the same email and phone number, the system will automatically merge the accounts. In cases where a user has more than one account, they can switch to another account by clicking "Change Account" button to access another account. The previously used account will still be counted as part of the meeting quorum.

Leaving the Meeting

Participants can click the "Register to Leave the Quorum" button to leave the meeting. Their voting rights will be removed from all remaining agenda items that have not yet been addressed.